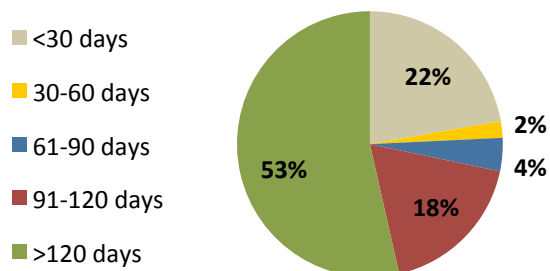


# Moultrie YMCA Friendship Chapel 21<sup>st</sup> CCLC DATA DASHBOARD

## 2013 - 2014

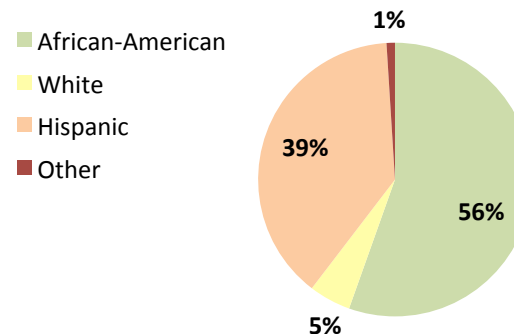
### Attendance

Total Students Registered: 89  
 Average Daily Attendance: 58  
**78% of students attended more than 30 days**



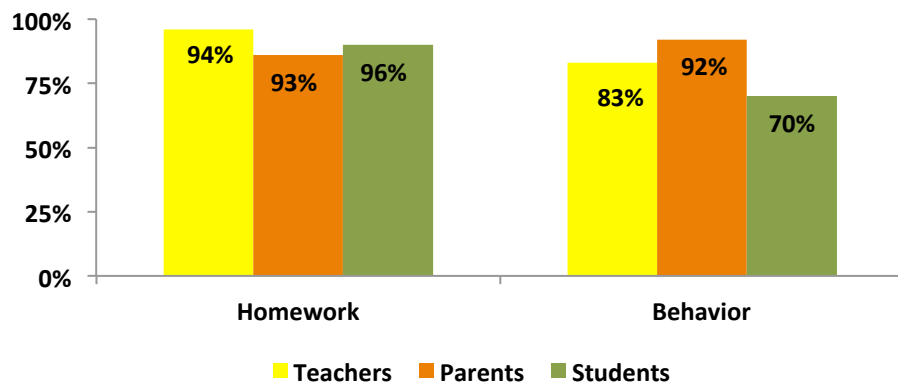
### Demographics

Special Education Students: 2%  
 Free/reduced Meal Students: 100%



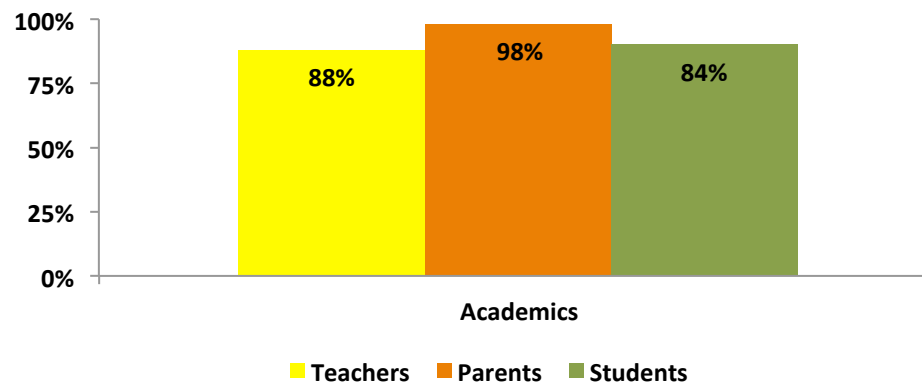
### Homework and Behavior

Teachers, Parents, and Students See Progress in Homework and Behavior



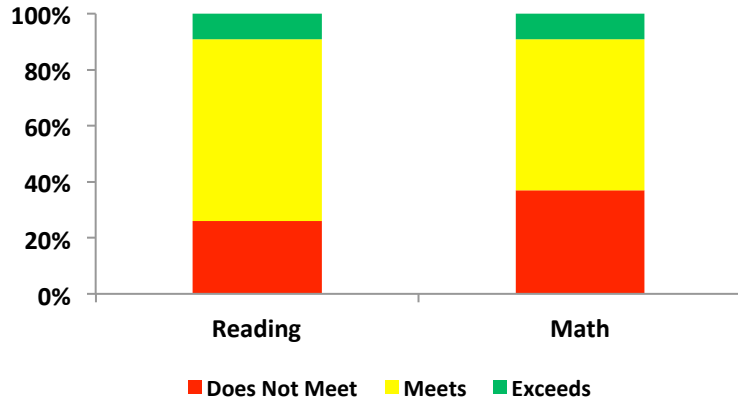
### Academic Improvement

Teachers, Parents, and Students See Great Progress in Academic Performance



# Academics: CRCT Scores and Grades

**Moultrie Y Students Meet 21<sup>st</sup> CCLC Objectives**  
 74% of 3-5<sup>th</sup> grade students meets or exceeds in Reading;  
 63% meets or exceeds in Math



**Significant Improvements Seen in 3<sup>rd</sup> – 5<sup>th</sup> Grades from Fall to Spring**

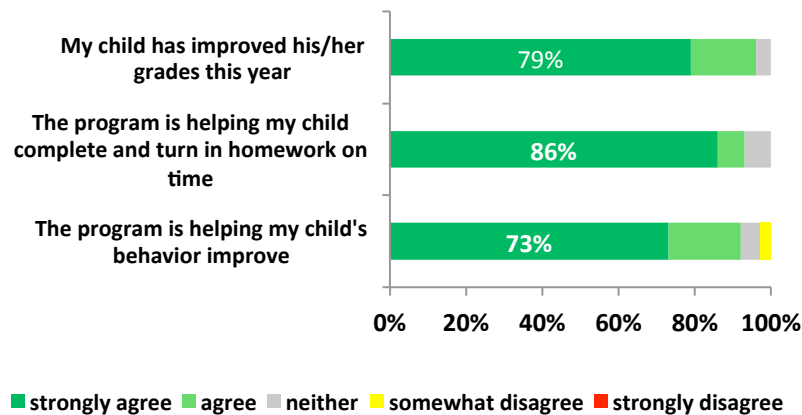


**14%** of students improved their math grade **by 10 or more points**  
**11%** of students improved their reading grade **by 10 or more points**

## Parent Engagement

Number of Events: 5 Attendance: 139

**Parents Think Program Helps with Grades, Homework and Behavior** Three out of Four Parents Think Program Helps with Homework



## Program Successes

Objectives: 10 Number Met: 100%

Students made **significant improvements** on curriculum assessments and on life skills assessments, increasing knowledge of cyber bullying.

**Significant Improvement Seen by School Day Teachers**

84% of Teachers Saw Significant, Moderate or Slight Improvement in Homework Completion

